



Sailing Instructions

Jericho Classic Regatta, June 4-5, 2022

1 RULES

1.1 The regatta will be governed by the rules as defined in The Racing Rules of Sailing.

2 NOTICES TO COMPETITORS

2.1 Notices to competitors will be posted on the official notice board.

3 CHANGES TO THE SAILING INSTRUCTIONS

3.1 Any change to the sailing instructions will be posted before 0800 on the day it will take effect, except that any change to the schedule of races will be posted by 2000 on the day before it will take effect.

4. SIGNALS MADE ASHORE

4.1 Signals made ashore will be displayed from the flag pole adjacent to Ramp 2 at the Jericho Sailing Centre.

4.2 When flag AP is displayed ashore, '1 minute' is replaced with 'not less than 30 minutes' in the race signal AP.

5. SCHEDULE OF EVENT

5.1 Saturday: Competitors' meeting 1200 hrs; First Warning 1300 hrs; last possible warning signal 1600 hrs
Sunday: First Warning 1100 hrs; last possible warning signal 1430 hrs

6. CLASS FLAGS

6.1 Class flags will be:

ILCA 7 – White flag with red class insignia

ILCA 6 and 4- Green flag with red class insignia

Tasar – White flag with red class insignia

Martin 16 – White flag with red class insignia

F18 – White flag with pink class insignia

Xclass – White flag with Xmo symbol

6.2 Additional class flags may be added at the competitors' meeting.

7. THE COURSES

7.1 No later than the warning signal, the race committee will designate the course by displaying a numeral pennant.

7.2 The course diagrams are on the pages following SI 13 (Sailing Instructions Appendix A). They show the

courses, the order in which marks are to be passed, and the side on which each mark is to be left.

8. MARKS

8.1 Marks will be yellow tetrahedrons. The F18 class windward mark will be an orange tetrahedron followed by a pink ball (offset).

9. THE START

9.1 Races will be started by using RRS 26 with the warning signal made 3 minutes before the starting signal.

9.2 The starting line will be between a staff displaying an orange shape on the race committee vessel and a staff displaying a red flag.

10. CHANGE OF THE NEXT LEG OF THE COURSE

10.1 To change the next leg of the course, the race committee will lay a new mark (or move the finishing line) and remove the original mark as soon as practicable. When in a subsequent change a new mark is replaced, it will be replaced by an original mark.

11. THE FINISH

11.1 The finishing line will be between a staff displaying an orange shape on the race committee vessel and a staff displaying a blue flag.

12. TIME LIMITS

12.1 Time limit for the first boat to pass Mark 1 is 30 minutes. Time limit for the first boat to sail the course and finish is 60 minutes. Time limit for boats to finish after the first boat sails the course and finishes is 30 minutes.

12.2 If no boat has passed Mark 1 within 30 minutes, the race shall be abandoned.

12.3 Boats failing to finish within the Finishing Window shall be scored Did Not Finish without a hearing. This changes RRS A4 and A5.

13. PROTESTS AND REQUESTS FOR REDRESS

13.1 Protest forms are available at the JSCA office and online at <https://jsca.bc.ca/events/> (web page

sidebar). Protests and requests for redress or reopening shall be delivered there within the appropriate time limit.

13.2 For each class, the protest time limit is 60 minutes after the last boat has finished the last race of the day or the race committee signals no more racing today, whichever is later.

13.3 Notices will be posted no later than 30 minutes after the protest time limit to inform competitors of

hearings in which they are parties or named as witnesses and where the hearings will be held.


13.4 Notices of protests by the race committee, technical committee or protest committee will be posted to inform boats under RRS 61.1(b).

13.5 On the last scheduled day of racing a request for redress based on a protest committee decision shall be delivered no later than 30 minutes after the decision was posted. This changes RRS 62.2.

Course 1 – Standard Triangle

Start – 1 – 2 – 4 – Finish

F18 class: Start – 1 – 1a – 2 – 4 – Finish

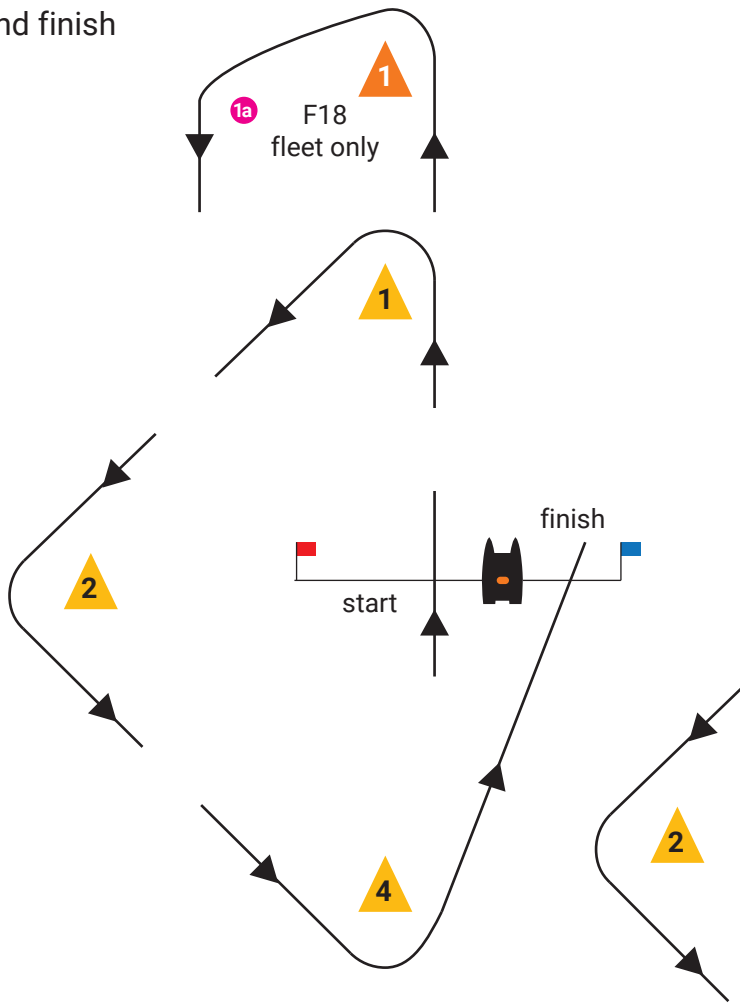


Finish line is an obstruction unless finishing.

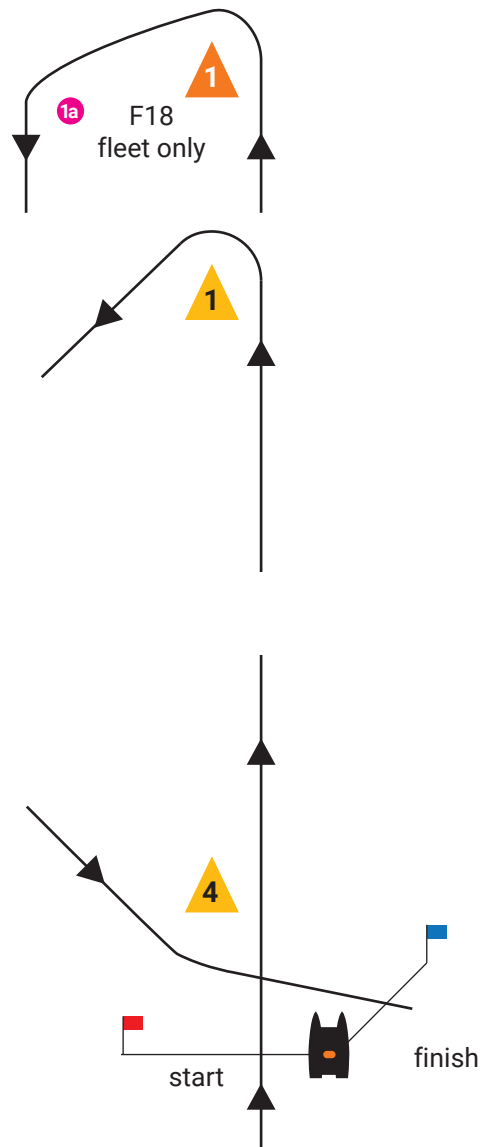
Marks 1 and 4 are yellow tetrahedrons.

F18 class: Mark 1 is an orange tetrahedron and Mark 1a is a pink ball.

upwind finish




downwind finish



Course 2 – Windward Leeward

Start – 1 – 4 – Finish
F18 class: Start – 1 – 1a – 4 – Finish

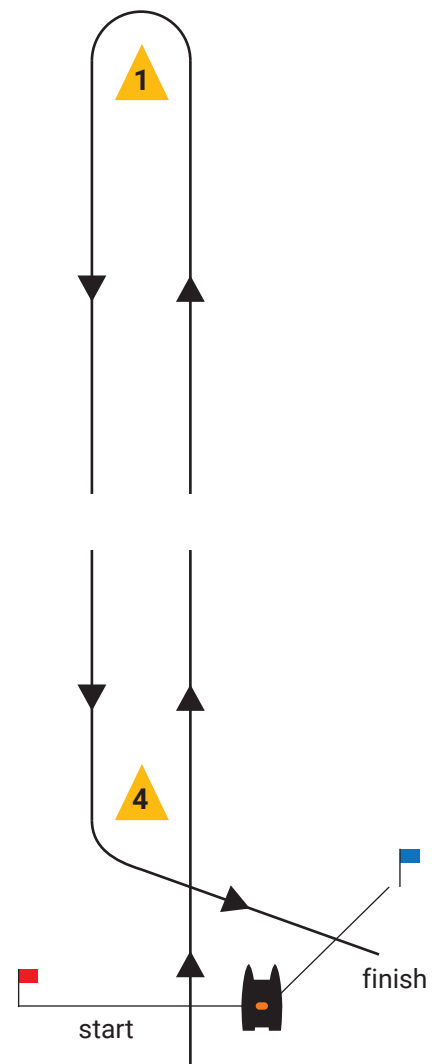
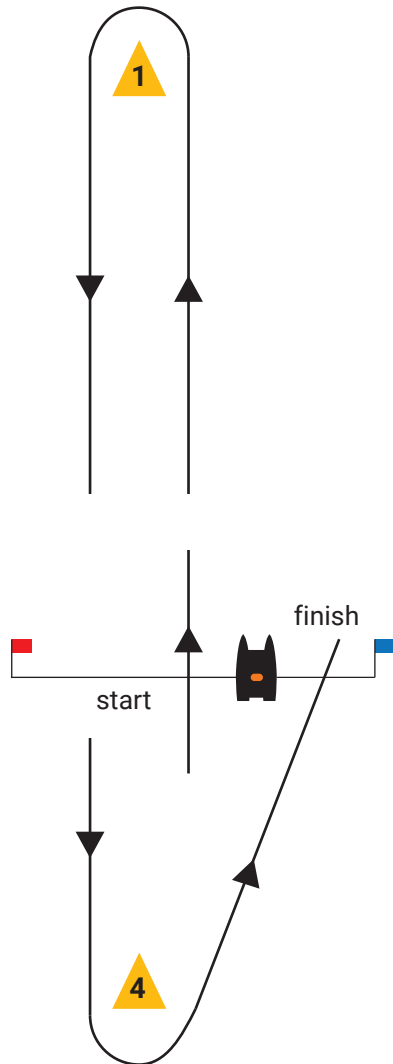
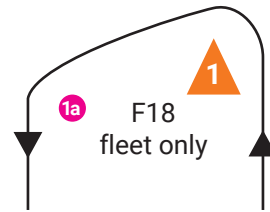
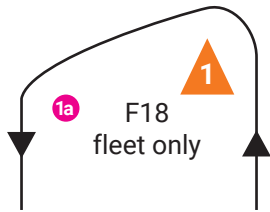


Finish line is an obstruction unless finishing.

Marks 1 and 4 are yellow tetrahedrons.
F18 class: Mark 1 is an orange tetrahedron and Mark 1a is a pink ball.


upwind finish

downwind finish



Course 3 – Triangle-Windward-Leeward (Bermudan Triangle)

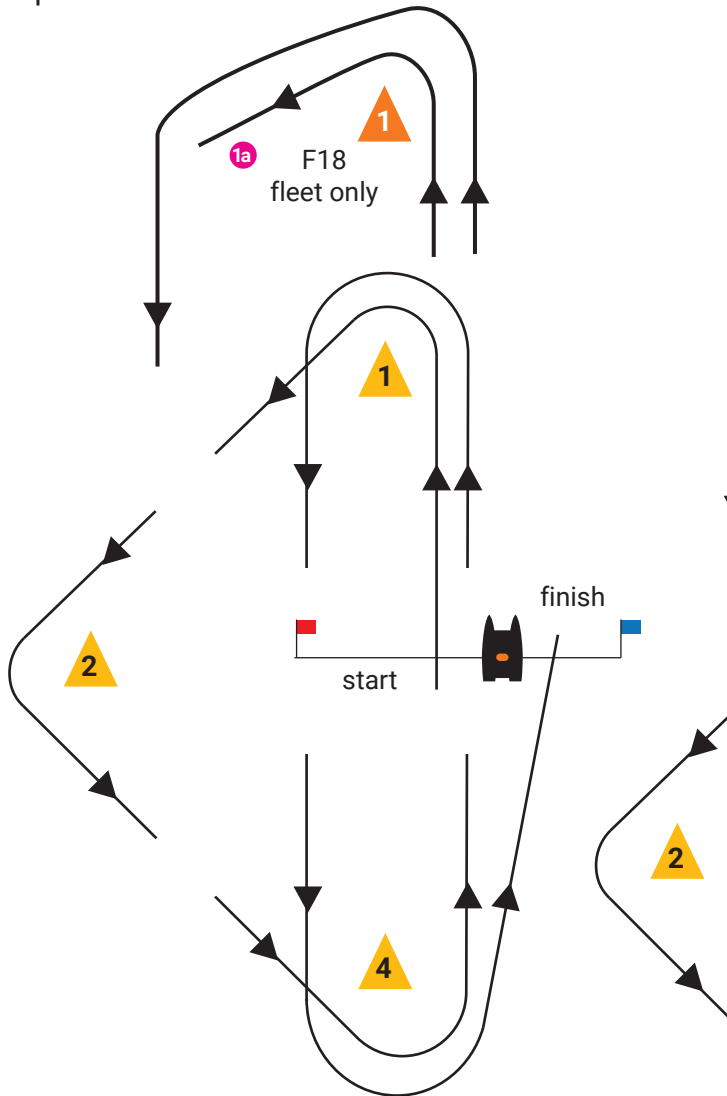
Start – 1 – 2 – 4 – 1 – 4 – Finish
F18 class: Start – 1 – 1a – 2 – 4 – 1 – 1a – 4 – Finish



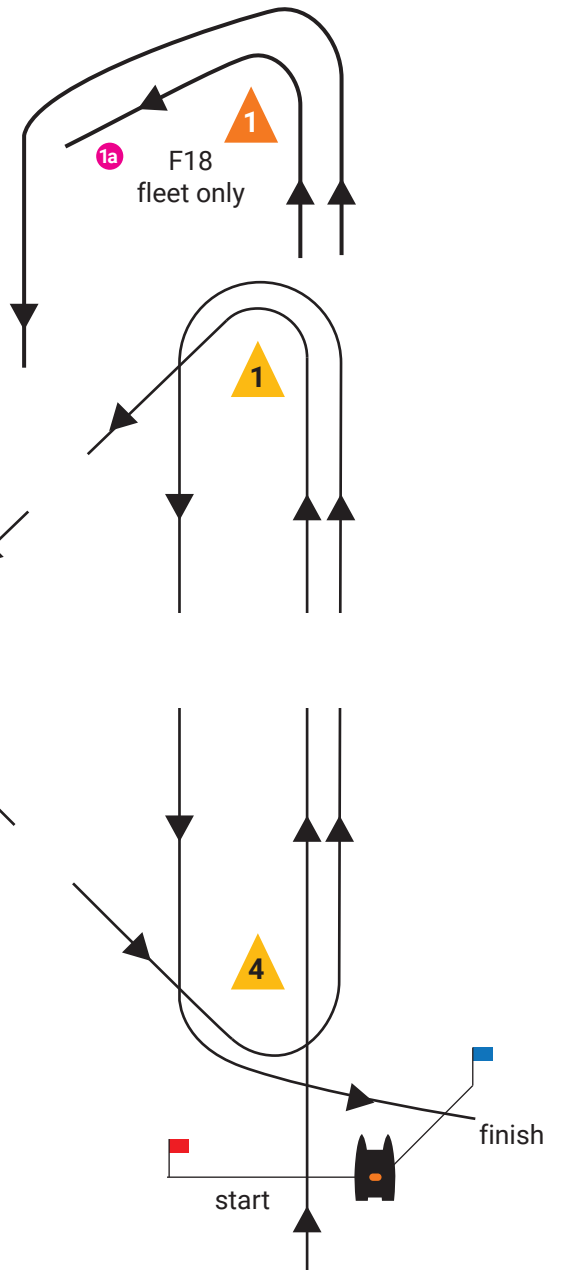
Finish line is an obstruction unless finishing.

Marks 1 and 4 are yellow tetrahedrons.
F18 class: Mark 1 is an orange tetrahedron and Mark 1a is a pink ball.

upwind finish




downwind finish



Course 4 – Windward Leeward twice round

Start – 1 – 4 – 1 – 4 – Finish
F18 class: Start – 1a – 4 – 1 – 1a – 4 – Finish



Finish line is an obstruction unless finishing.

Marks 1 and 4 are yellow tetrahedrons.
F18 class: Mark 1 is an orange tetrahedron and Mark 1a is a pink ball.

upwind finish

downwind finish

