



2024 Tasar NA & BC Championships Jericho Sailing Centre September 7/8th 2024

SAILING INSTRUCTIONS

The notation '[NP]' in a rule means that a boat may not protest another boat for breaking that rule. This changes RRS 60.1(a).

1 Rules

- 1.1 The regatta will be governed by the current Racing Rules of Sailing (RRS), the prescriptions of Sail Canada, the Class Rules of the World Tasar Class Association, except as any of these are changed by these sailing instructions or by the North American Tasar Association.

2 Changes to Sailing Instructions

- 2.1 Any change to the sailing instructions will be posted before 10:30H on the day it will take effect except that any change to the schedule of races will be posted by 20:00H on the day before it will take effect.
- 2.2 Changes to a sailing instruction may be made on the water by flying signal flag L and by hailing all yachts.

3 Communications With Competitors

- 3.1 Notices to competitors will be posted on the official notice board located in the JSCA lobby outside the JSCA office at 1300 Discovery Street.
- 3.2 The race office is located at the Jericho Sailing Centre, 1300 Discovery St., Vancouver BC, telephone 604.224.4177, email info@jsca.bc.ca.
- 3.3 [DP] While racing, except in an emergency, a boat shall not make voice or data transmissions and shall not receive voice or data communication that is not available to all boats.

4 Code of Conduct

- 4.1 [DP] Competitors and support persons shall comply with reasonable requests from race officials.

5 Signals Made Ashore

- 5.1 Signals made ashore will be displayed on the flagpole adjacent to Ramp 2 at the east end of the JSCA building.
- 5.2 When flag AP is displayed ashore, '1 minute' is replaced with 'not less than 30 minutes' in race signal AP.

6 Schedule of Races

Please refer to Notice of Race.

7 Racing Areas

7.1 The race area will be north of the JSCA unless conditions dictate otherwise.

8 The Course

8.1 The course to be sailed shall be displayed on the Race Committee boat before, or at the preparatory signal. This modifies RRS 27.1.

The course used will be indicated by code flags flown from the committee boat.

Course 1 (White pennant with red circle)	Standard Triangle
Course 2 (Blue pennant with white circle)	Windward – Leeward
Course 3 (Red, white, and blue pennant)	Bermudan Triangle
Course 4 (Red pennant with white cross)	2x Windward - Leeward

8.2 The diagrams in Appendix A show the courses, including the approximate angles between legs, the order in which marks are to be passed, and the side on which each mark is to be left.

9 Marks

9.1 Marks will be inflatable tetrahedrons.

10 Obstructions

10.1 A line beginning at the northwest corner of the Royal Vancouver Yacht Club Jericho breakwater, through a series of orange and white can buoys ending with the north end of the most westerly pier at Jericho Sailing Centre, delimits an obstruction. Boats may not pass south of this line.

10.2 Swimming areas demarked by special purpose buoys along the south shore of English Bay are considered an obstruction.

11 The Start

11.1 The starting line is between an orange staff on the race committee signal boat and a staff displaying a red flag.

11.2 If any part of a boat's hull is on the course side of the starting line at her starting signal and she is identified, the race committee will attempt to hail her sail number. Failure to hail her number, failure of her to hear such a hail, or the order in which boats are hailed will not be grounds for a request for redress. This changes RRS 62.1(a).

11.3 Races will be started according to RRS rule 26.

Minutes before starting signal	Visual signal	Sound signal	Means
5	Class Flag	One	Warning signal
4	P with I, U or Black Flag	One	Preparatory signal
1	Preparatory flag removed	One	One minute
0	Class flag removed	One	Starting signal

11.4 A boat that does not start within 4 minutes after her starting signal will be scored Did Not Start without a hearing. This changes RRS A5.1 and A5.2.

12 Changing the Next Leg of the Course

- 12.1 To change the next leg of the course, the race committee will lay a new mark (or move the finishing line) and remove the original mark as soon as practicable. When in a subsequent change a new mark is replaced, it will be replaced by an original mark.

13 The Finish

- 13.1 The finishing line is between an orange staff on the race committee signal boat and a staff displaying a blue flag.

14 Time Limits

- 14.1 The Mark 1 Time Limit, Race Time Limit (see RRS 35), and the Finishing Window are as follows:

Mark 1 Time Limit: 30 minutes

Race Time Limit: 90 minutes

Finishing Window: 30 minutes.

- 14.2 If no boat has passed the first mark within the Mark 1 Time Limit, the race will be abandoned
- 14.3 The Finishing Window is the time for boats to finish after the first boat sails the course and finishes. Boats failing to finish within the Finishing Window shall be scored Did Not Finish without a hearing. This changes RRS 35, A5.1 and A5.2.

15 Hearing Protests

- 15.1 The protest time limit is 45 minutes after the race committee arrives ashore.
- 15.2 Hearing request forms are available at https://jsca.bc.ca/wp-content/uploads/2019/11/Protest_Form_EN.pdf or from the Jericho Sailing Centre Office.
- 15.3 Notices will be posted no later than 1 hour after the protest time limit to inform competitors of hearings in which they are parties or named as witnesses. Hearings will be held in person at the Jericho Sailing Centre.

16 Safety Regulations

- 16.1 [DP] A boat that retires from a race shall notify the race committee at the first reasonable opportunity

17 Trash Disposal

- 17.1 Trash may be placed aboard official or support person vessels.

18 Disclaimer of Liability

- 18.1 Competitors participate in the regatta entirely at their own risk. (See RRS 3). The organizing authority will not accept any liability for material damage or personal injury or death sustained in conjunction with or prior to, during, or after the Regatta.

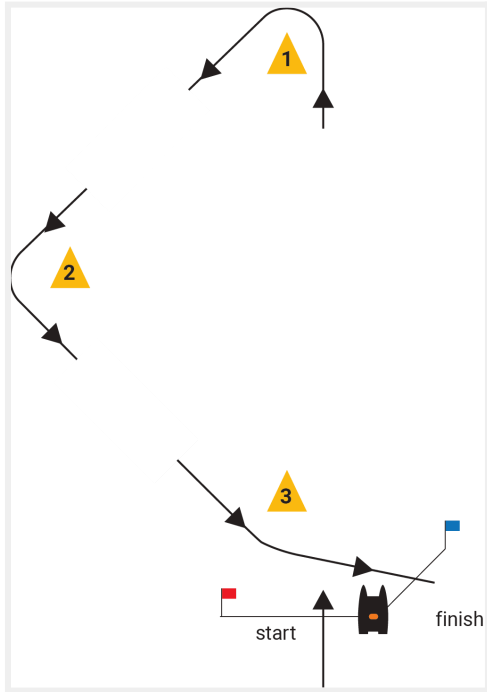
19 Prizes

- 19.1 Prize giving will be at the Jericho Sailing Centre as soon as possible after the completion of racing on Sunday.

Appendix A : Courses

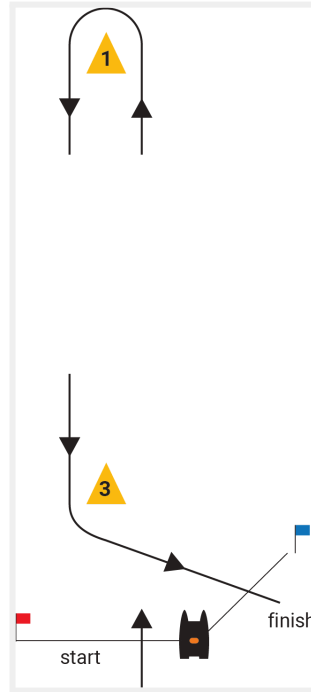
Course 1. S - 1 - 2 - 3 - F

White pennant with red circle



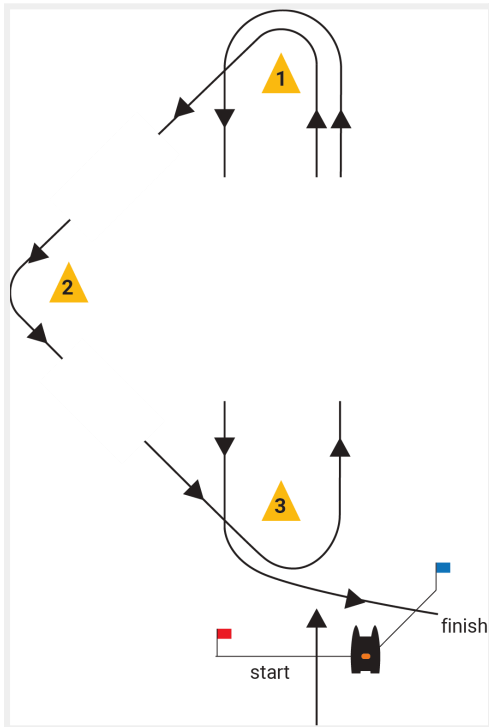
Course 2. S - 1 - 3 - F

Blue pennant with white circle



Course 3. S - 1 - 2 - 3 - 1 - 3 - F

Red, white & blue pennant



Course 4. S - 1 - 3 - 1 - 3 - F

Red pennant with white cross

