



# 2025 JSCA Women's Regatta

## Sailing Instructions

The notation '[NP]' in a rule of the sailing instructions (SIs) means that a boat may not protest another boat for breaking that rule. This changes [RRS 60.1\(a\)](#).

### 1 Rules

- 1.1 The event is governed by the rules as defined in *The Racing Rules of Sailing*.
- 1.2 [DP] [RRS 40](#) and the preamble to Part IV are amended so that competitors shall wear personal flotation devices at all times while on the water except briefly while changing or adjusting clothing or personal equipment. Wet suits or dry suits do not qualify as personal flotation devices. This changes [RRS 40](#).

### 2 Changes to Sailing Instructions

- 2.1 Any change to the sailing instructions will be posted before 1100H on the day it will take effect, except that any change to the schedule of races will be posted by 2000H on the day before it will take effect.
- 2.2 Changes to a sailing instruction may be made on the water by flying signal flag L and by hailing all yachts.

### 3 Communication

- 3.1 Notices to competitors will be posted on the official notice board located in the foyer of the Jericho Sailing Centre, 1300 Discovery St, Vancouver, BC.
- 3.2 The race office is located at the Jericho Sailing Centre, 1300 Discovery St., Vancouver BC, telephone 604.224.4177, email [info@jsca.bc.ca](mailto:info@jsca.bc.ca).
- 3.3 [DP] While racing, except in an emergency, a boat shall not make voice or data transmissions and shall not receive voice or data communication that is not available to all boats.
- 3.4 Communication between the signal boat and support boats will be on VHF channel 80A.

### 4 Code of Conduct

- 4.1 [DP] Competitors and support persons shall comply with reasonable requests from race officials.

### 5 Signals Made Ashore

- 5.1 Signals made ashore will be displayed from the flagpole adjacent to ramp 2 near the North-east corner of the Jericho Sailing Centre.

- 5.2** When flag AP is displayed ashore, '1 minute' is replaced with 'not less than 30 minutes' in Race Signals AP.

## **7 Class Flags**

- 7.1** The class flags are: ILCA 7 or ILCA combined – White flag with red class insignia; ILCA 6 and ILCA 4 – Green flag with red class insignia; Tasar – White flag with red class insignia; RS Quest – Green flag with class insignia; Martin 16 – White flag with red and black class insignia; Xclass monohull – White flag with Xmo symbol; Xclass multihull – White flag with Xmu symbol; Xclass foil – Yellow flag with purple XF insignia. Other class flags may be added as needed.

## **8 Courses**

- 8.1** The diagrams below show the courses, including the approximate angles between legs, the order in which marks are to be passed, and the side on which each mark is to be left.

## **9 Marks**

- 9.1** Marks are inflatable tetrahedrons.

## **10 Obstructions**

- 10.1** A line beginning at the northwest corner of the Royal Vancouver Yacht Club Jericho breakwater, through a series of orange and white can buoys ending with the north end of the most westerly pier at Jericho Sailing Centre, delimits an obstruction. Boats may not pass south of this line.
- 10.2** Swimming areas demarked by special purpose buoys along the south shore of English Bay are considered an obstruction.
- 10.3** The finish line will rank as an obstruction unless finishing.

## **11 The Start**

- 11.1** [RRS 26](#) is changed to:

Races shall be started by using the following signals. Times shall be taken from the visual signals; the absence of a sound signal shall be disregarded.

<i>Minutes before starting signal</i>	<i>Visual signal</i>	<i>Sound signal</i>	<i>Means</i>
3	Class flag	One	Warning signal
2	P, I, Z, Z with I, U, or black flag	One	Preparatory signal
1	Preparatory flag removed	One	One minute
0	Class flag removed	One	Starting signal

The warning signal for each succeeding class shall be made with or after the starting signal of the preceding class.

- 11.3** The starting line is between an orange mast on the race committee signal boat and the course side of a staff displaying a red flag.
- 11.4** Boats whose warning signal has not been made shall avoid the starting area during the starting sequence for other races.
- 11.5** If any part of a boat's hull is on the course side of the starting line at her starting signal and she is identified, the race committee will attempt to hail her sail number. Failure to hail her number, failure of her to hear such a hail, or the order in which boats are hailed will not be grounds for a request for redress. This changes [RRS 62.1\(a\)](#).
- 11.6** In the case of a general recall, the First Substitute will be displayed (with two horns) until the preparatory signal of the subsequent fleet. The warning signal for the recalled fleet will be made with or after the starting signal of the last of the fleets waiting to start – moving the recalled fleet to the end of the queue. This changes [RRS 29.2](#).
- 11.7** A boat that does not start within 4 minutes after her starting signal will be scored Did Not Start without a hearing. This changes [RRS A5.1](#) and [A5.2](#).
- 12 Change of the Next Leg of the Course**
- 12.1** To change the next leg of the course, the race committee will lay a new mark (or move the finishing line) and remove the original mark as soon as practicable. When in a subsequent change a new mark is replaced, it will be replaced by an original mark.
- 13 The Finish**
- 13.1** The finishing line is between an orange mast on the race committee signal boat and the course side of a staff displaying a blue flag.
- 14 Time Limits**
- 14.1** The Mark 1 Time Limit, Race Time Limit (see [RRS 35](#)), and the Finishing Window are as follows:  
Mark 1 Time Limit: 30 minutes  
Race Time Limit: 90 minutes  
Finishing Window: 30 minutes.
- 14.2** If no boat has passed the first mark within the Mark 1 Time Limit, the race will be abandoned.
- 14.3** The Finishing Window is the time for boats to finish after the first boat sails the course and finishes. Competitors failing to finish within the Finishing Window, and not having retired, may be scored in their place as determined by the Race Committee instead of DNF. This action will not be open for redress. This changes [RRS A3, A4 and A5.2](#).
- 14.4** To facilitate the conduct of the regatta, some boats may be assigned points equal to their position on the course, either at a mark or on a leg of the course. This is at the discretion of the Race Committee and is not subject to redress. This changes [RRS A3, A4 and A5.2](#).

## **15 Hearing Requests**

- 15.1 The protest time limit is 60 minutes after the race committee arrives ashore.
- 15.2 Hearing request forms are available at [https://jsca.bc.ca/wp-content/uploads/2019/11/Protest\\_Form\\_EN.pdf](https://jsca.bc.ca/wp-content/uploads/2019/11/Protest_Form_EN.pdf) or from the Jericho Sailing Centre Office.
- 15.3 Notices will be posted no later than 1 hour after the protest time limit to inform competitors of hearings in which they are parties or named as witnesses. Hearings will be held in person at the Jericho Sailing Centre.

## **16 Safety Regulations**

- 16.1 [DP] A boat that retires from a race shall notify the race committee at the first reasonable opportunity.

## **17 Trash Disposal**

- 17.1 Trash may be placed aboard official or support person vessels.

## **18 Risk Statement**

- 18.1 [RRS 3](#) states: 'The responsibility for a boat's decision to participate in a race or to continue to race is hers alone.' By participating in this event each competitor agrees and acknowledges that sailing is a potentially dangerous activity with inherent risks. These risks include strong winds and rough seas, sudden changes in weather, failure of equipment, boat handling errors, poor seamanship by other boats, loss of balance on an unstable platform and fatigue resulting in increased risk of injury. Inherent in the sport of sailing is the risk of permanent, catastrophic injury or death by drowning, trauma, hypothermia or other causes.

## **19 Disclaimer of Liability**

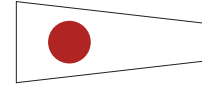
- 19.1 Competitors participate in JSCA Women's Regatta entirely at their own risk. See [RRS 3](#), Decision to Race. The organizing authority will not accept any liability for material damage or personal injury or death sustained in conjunction with or prior to, during, or after the JSCA Women's Regatta.

## **20 Rights to Use Names and Likeness**

- 20.1 By participating in the JSCA Women's Regatta, competitors automatically grant to the organizing authority the right, in perpetuity, to make, use, and show, at their discretion, any photography, audio and video recordings, and other reproductions of them made at the venue or on the water from the time of their arrival at the venue, until their final departure, without compensation.

## Course 1 – Standard Triangle

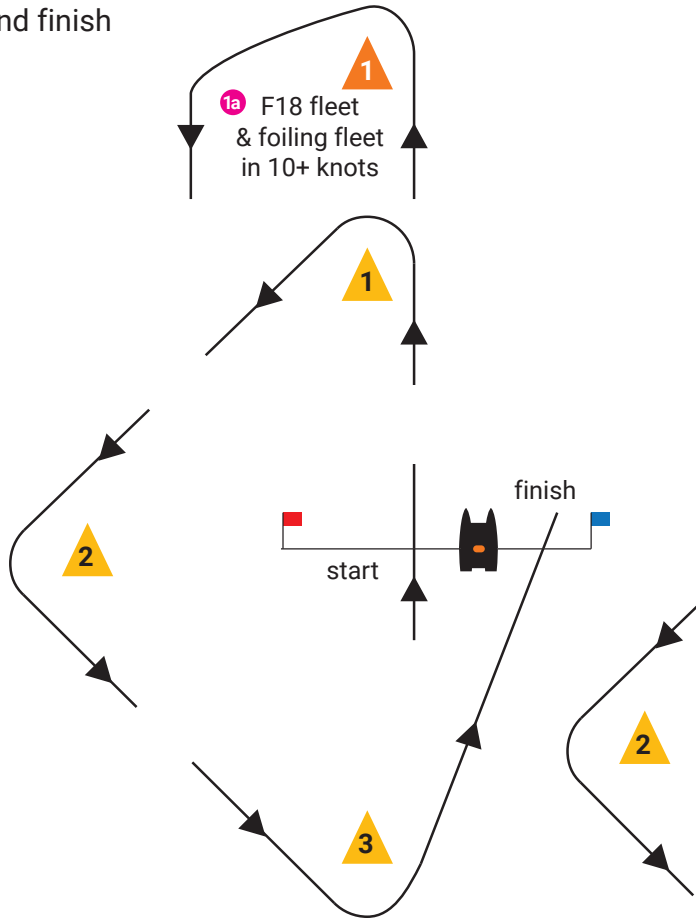
Start – 1 – 2 – 3 – Finish  
**F18 class & foiling classes in 10+ knots:**  
Start – 1 – 1a – 2 – 3 – Finish



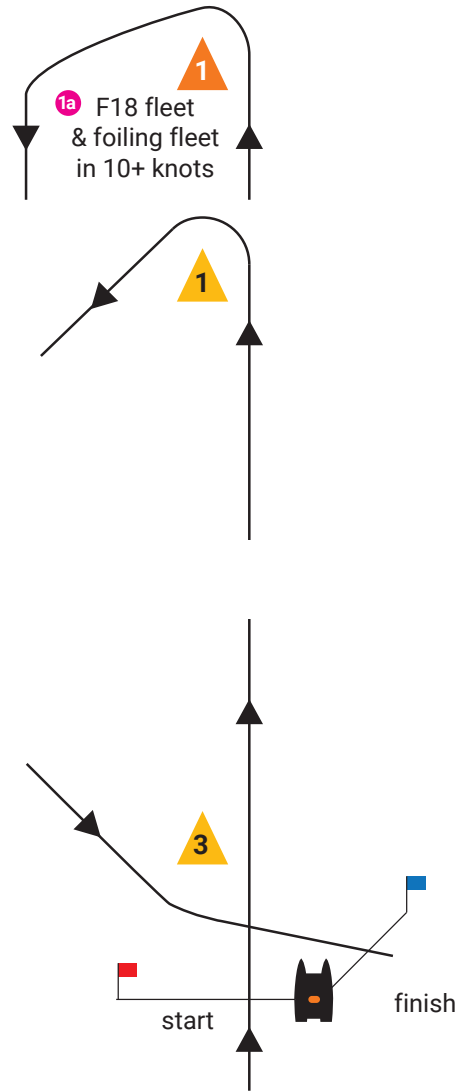
Finish line is an obstruction unless finishing.

Marks 1, 2 and 3 are yellow tetrahedrons.  
**F18 class & foiling classes in 10+ knots:**  
Mark 1 is an orange tetrahedron  
and Mark 1a is a pink ball.

upwind finish



downwind finish



Code flag "F"



Foiling classes will use the orange windward mark in winds over 10 knots. This condition will be indicated on the RC boat with the display of code flag "F". In wind conditions lower than 10 knots foiling classes will sail to the yellow windward mark. This condition will be indicated by the absence of code flag "F" from the RC boat.

## Course 2 – Windward Leeward

Start – 1 – 3 – Finish

**F18 class & foiling classes in 10+ knots:**

Start – 1 – 1a – 3 – Finish



Finish line is an obstruction unless finishing.

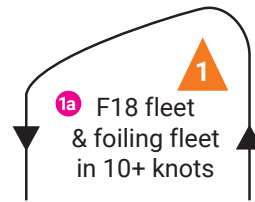
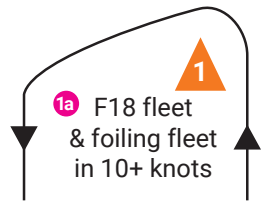
Marks 1 and 3 are yellow tetrahedrons.

**F18 class & foiling classes in 10+ knots:**

Mark 1 is an orange tetrahedron  
and Mark 1a is a pink ball.

upwind finish

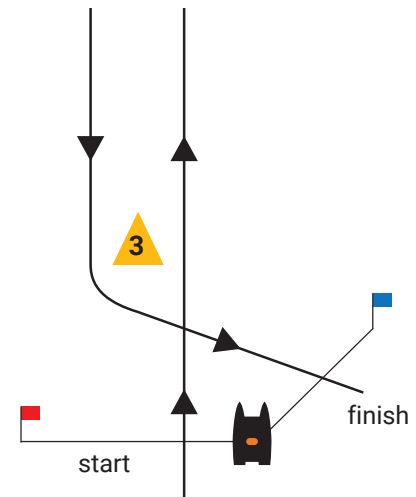
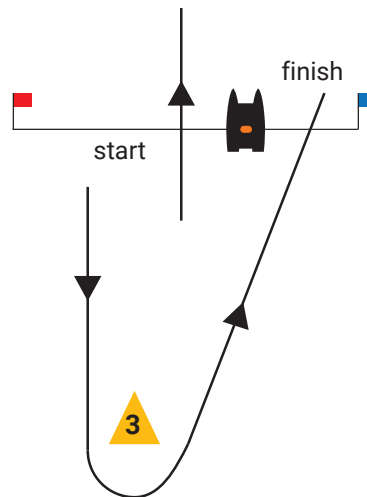
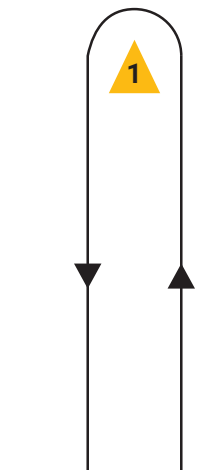
downwind finish



Code flag "F"

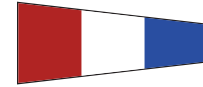


Foiling classes will use the orange windward mark in winds over 10 knots. This condition will be indicated on the RC boat with the display of code flag "F". In wind conditions lower than 10 knots foiling classes will sail to the yellow windward mark. This condition will be indicated by the absence of code flag "F" from the RC boat.



## Course 3 – Triangle-Windward-Leeward (Bermudan Triangle)

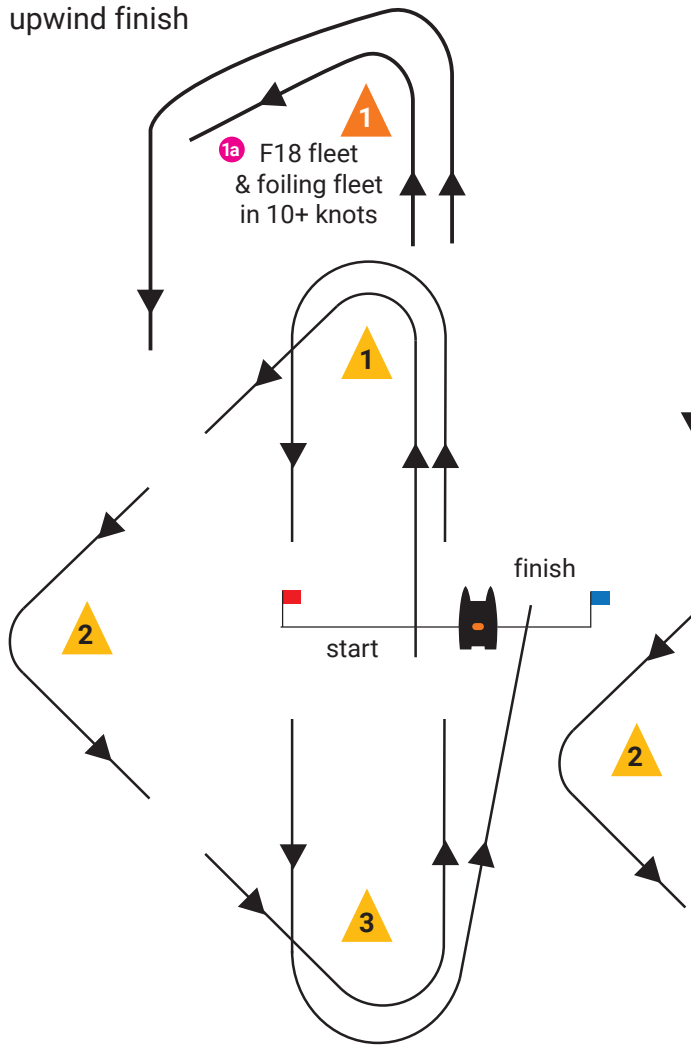
Start – 1 – 2 – 3 – 1 – 3 – Finish  
**F18 class & foiling classes in 10+ knots:**  
 Start – 1a – 2 – 3 – 1 – 1a – 3 – Finish



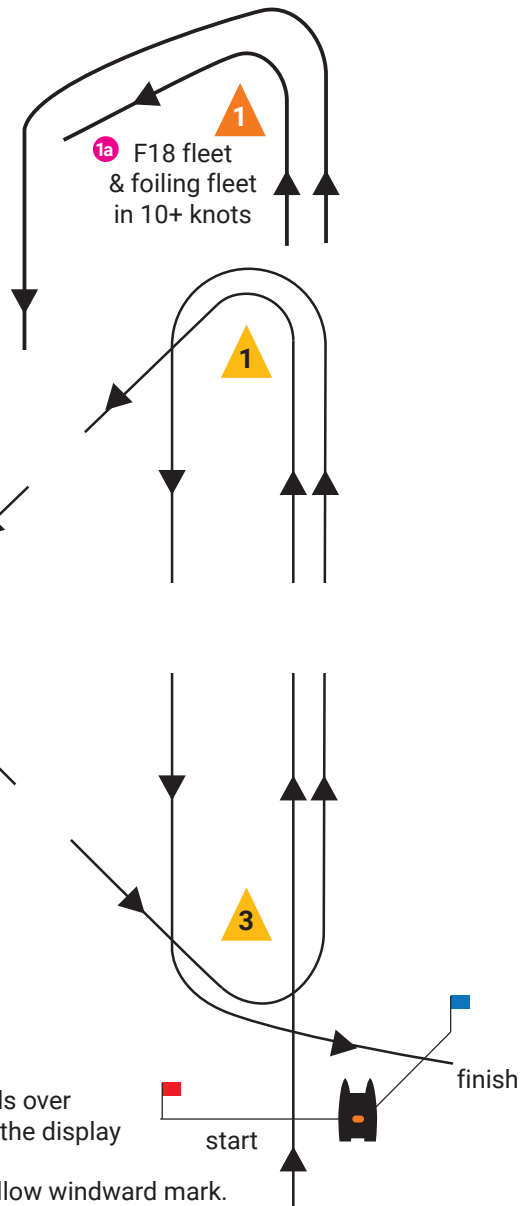
Finish line is an obstruction unless finishing.

Marks 1, 2 and 3 are yellow tetrahedrons.  
**F18 class & foiling classes in 10+ knots:**  
 Mark 1 is an orange tetrahedron  
 and Mark 1a is a pink ball.

upwind finish



downwind finish



Code flag "F"



Foiling classes will use the orange windward mark in winds over 10 knots. This condition will be indicated on the RC boat with the display of code flag "F".

In wind conditions lower than 10 knots foiling classes will sail to the yellow windward mark. This condition will be indicated by the absence of code flag "F" from the RC boat.

## Course 4 – Windward Leeward twice round

Start – 1 – 3 – 1 – 3 – Finish  
**F18 class & foiling classes in 10+ knots:**  
 Start – 1a – 3 – 1 – 1a – 3 – Finish

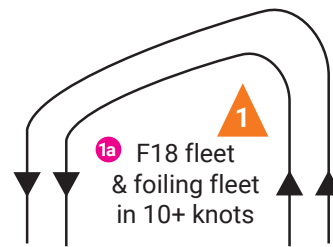
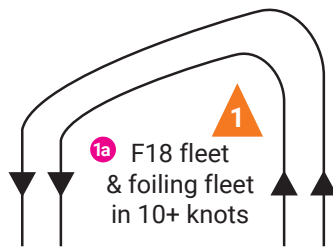


Finish line is an obstruction unless finishing.

Marks 1 and 3 are yellow tetrahedrons.  
**F18 class & foiling classes in 10+ knots:**  
 Mark 1 is an orange tetrahedron  
 and Mark 1a is a pink ball.

upwind finish

downwind finish



Code flag "F"



Foiling classes will use the orange windward mark in winds over 10 knots. This condition will be indicated on the RC boat with the display of code flag "F". In wind conditions lower than 10 knots foiling classes will sail to the yellow windward mark. This condition will be indicated by the absence of code flag "F" from the RC boat.

