



Jericho Sailing Centre

2026 JSCA Women's Regatta Sailing Instructions

The notation '[NP]' in a rule of the sailing instructions (SIs) means that a boat may not protest another boat for breaking that rule. This changes [RRS 60.1\(a\)](#).

1 Rules

- 1.1 For the Windsurfing and wing foiling (board) classes [RRS Appendix B](#) is in effect excluding the definitions of mark-room, rounding or passing and [RRS B 2.18](#). [RRS 18](#) and the standard definitions of mark-room and rounding or passing shall apply to all the board Classes. This changes [RRS B 2.18](#) and the definitions of mark-room and rounding or passing in [Appendix B](#).
- 1.2 RRS definition of Zone applies to all classes, and it is reproduced here: *"The area around a mark within three hull lengths of the boat nearer to it. A boat is in the zone when any part of her hull is in the zone"*.
 - 1.2.1 For the definition of Zone, a boat is defined as a boat, board or craft.
 - 1.2.2 For the sake of calculating distances, all foiling and board classes have a hull length of 4 metres.
- 1.3 [RRS 18](#) and standard definitions of mark-room, rounding or passing shall apply to foiling and board classes as well.
- 1.4 RRS B2 17 applies to all boats as well as boards and it is reproduced here: *"ON THE SAME TACK BEFORE A REACHING START Rule 17 is changed to: When, at the warning signal, the course to the first mark is approximately ninety degrees from the true wind, a board overlapped to leeward of another board on the same tack during the last 30 seconds before her starting signal shall not sail above her shortest course through the starting line to the first mark while they remain overlapped if as a result the other board would need to take action to avoid contact, unless in doing so she promptly sails astern of the other board"*.
 - 1.4.1 For the abovementioned rule, a Board is defined as a board, boat, or other craft.
- 1.5 Additional specific rules applying to foiling craft only are specified in the SI Addendum A.

2 Changes to Sailing Instructions

- 2.1 Any change to the sailing instructions will be posted before 1100H on the day it will take effect, except that any change to the schedule of races will be posted by 2000H on the day before it will take effect.
- 2.2 Changes to a sailing instruction may be made on the water by flying signal flag L and by hailing all boats.

3 Communications With Competitors

- 3.1 Notices to competitors will be posted on the official notice board located in the foyer of the Jericho Sailing Centre, 1300 Discovery St, Vancouver, BC.
- 3.2 The race office is located at the Jericho Sailing Centre, 1300 Discovery St., Vancouver BC, telephone 604.224.4177, email info@jsca.bc.ca.
- 3.3 [DP] While racing, except in an emergency, a boat shall not make voice or data transmissions and shall not receive voice or data communication that is not available to all boats.

4 Code of Conduct

- 4.1 [DP] Competitors and support persons shall comply with reasonable requests from race officials.

5 Signals Made Ashore

- 5.1 Signals made ashore will be displayed from the flagpole adjacent to ramp 2 near the Northeast corner of the Jericho Sailing Centre.
- 5.2 When flag AP is displayed ashore, '1 minute' is replaced with 'not less than 30 minutes' in Race Signals AP.

6 Class Flags

- 6.1 The class flags are:
 - 6.1.1 ILCA 7 or ILCA combined – White flag with red class insignia;
 - 6.1.2 ILCA 6 and ILCA 4 – Green flag with red class insignia;
 - 6.1.3 Tasar – White flag with red class insignia.
 - 6.1.4 Martin 16 – White flag with red class insignia.
 - 6.1.5 F18 – White flag with pink class insignia.
 - 6.1.6 Hobie 18 – White flag with black class insignia.
 - 6.1.7 420 – Red and blue flag with blue 420 class insignia encircled in white.
 - 6.1.8 Vanguard – White flag with Vanguard class insignia.
 - 6.1.9 Windsurfer – Purple flag with yellow class insignia.
 - 6.1.10 Xclass monohull – White flag with Xmo symbol.

- 6.1.11 Xclass multihull – White flag with Xmu symbol.
- 6.1.12 Xclass foil – Yellow flag with purple XF insignia.
- 6.1.13 Other class flags may be added as needed.

7 Courses

- 7.1 The diagrams below show the courses (last six pages), including the approximate angles between legs, the order in which marks are to be passed, and the side on which each mark is to be left.

8 Marks

- 8.1 Marks are inflatable tetrahedrons and ball floats.

9 Obstructions

- 9.1 [DP] A line beginning at the northwest corner of the Royal Vancouver Yacht Club Jericho breakwater, through a series of orange and white can buoys ending with the north end of the most westerly pier at Jericho Sailing Centre, delimits an obstruction. Boats may not pass south of this line.
- 9.2 [DP] Swimming areas demarked by special purpose buoys along the south shore of English Bay are considered an obstruction.
- 9.3 The finish line will rank as an obstruction unless finishing.

10 The Start

- 10.1 [RRS 26](#) is changed to: Races shall be started by using the following signals. Times shall be taken from the visual signals; the absence of a sound signal shall be disregarded.

Minutes before starting signal	Visual signal	Sound signal	Means
3	Class flag	One	Warning signal
2	P, I,Z, Z with I, U, or black flag	One	Preparatory signal
1	Preparatory flag removed	One	One minute
0	Class flag removed	One	Starting Signal

- 10.2 The starting line is between an orange mast on the race committee signal boat and the course side of a staff displaying a red flag.
- 10.3 Boats whose warning signal has not been made shall avoid the starting area during the starting sequence for other races.

10.4 If any part of a boat's hull is on the course side of the starting line at her starting signal and she is identified, the race committee will attempt to hail her sail number. Failure to hail her number, failure of her to hear such a hail, or the order in which boats are hailed will not be grounds for a request for redress. This changes [RRS 62.1\(a\)](#).

10.5 In the case of a general recall, the First Substitute will be displayed (with two horns) until the preparatory signal of the subsequent fleet. The warning signal for the recalled fleet will be made with or after the starting signal of the last of the fleets waiting to start – moving the recalled fleet to the end of the queue. This changes [RRS 29.2](#).

10.6 A boat that does not start within 4 minutes after her starting signal will be scored Did Not Start without a hearing. This changes [RRS A5.1](#) and [A5.2](#).

11 Change of the Next Leg of the Course

11.1 To change the next leg of the course, the race committee will lay a new mark (or move the finishing line) and remove the original mark as soon as practicable. When in a subsequent change a new mark is replaced, it will be replaced by an original mark.

12 The Finish

12.1 The finishing line is between an orange mast on the race committee signal boat and the course side of a staff displaying a blue flag.

13 Penalty System

13.1 For multihull and foiling dinghy classes, [RRS 44.1](#) is changed so that the Two-Turns Penalty is replaced by the One-Turn Penalty.

13.2 For board classes, RRS B4 44.1 and RRS B4 44.2 apply and they are reproduced here:

13.2.1 "44.1 Taking a Penalty

A board may take a 360°-Turn Penalty when she may have broken one or more rules of Part 2 in an incident while racing. Alternatively, the notice of race or sailing instructions may specify the use of some other penalty, in which case the specified penalty shall replace the 360°-Turn Penalty. However, if the board caused injury or serious damage or, despite taking a penalty, gained a significant advantage in the race or series by her breach, her penalty shall be to retire".

13.2.2 "44.2 360°-Turn Penalty

After getting well clear of other boards as soon after the incident as possible, a board takes a 360°-Turn Penalty by promptly making a 360° turn with no

requirement for a tack or a gybe. When a board takes the penalty at or near the finishing line, her hull shall be completely on the course side of the line before she finishes."

13.3 While taking a penalty, at least one foil shall remain in the water at all times.

14 Time Limits

14.1 The Mark 1 Time Limit, Race Time Limit (see [RRS 35](#)), and the Finishing Window are as follows:

Mark 1 Time Limit: 30 minutes

Race Time Limit: 90 minutes

Finishing Window: 15 minutes.

14.2 If no boat has passed the first mark within the Mark 1 Time Limit, the race will be abandoned.

14.3 The Finishing Window is the time for boats to finish after the first boat sails the course and finishes. Competitors failing to finish within the Finishing Window, and not having retired, may be scored in their place as determined by the Race Committee instead of DNF. This action will not be open for redress. This changes RRS 28.1, A5.1, and A5.2.

15 Hearing Requests

15.1 The protest time limit is 60 minutes after the race committee arrives ashore.

15.2 Hearing request forms are available at https://jsca.bc.ca/wp-content/uploads/2019/11/%20Protest_Form_EN.pdf or from the Jericho Sailing Centre Office.

15.3 Notices will be posted no later than 24 hours after the protest time limit to inform competitors of hearings in which they are parties or named as witnesses. Hearings will be held online, beginning at the time posted. If competitors are unable to join a hearing online, they can participate in person at the Jericho Sailing Centre.

16 Safety Regulations

16.1 [DP] A boat that retires from a race shall notify the race committee at the first reasonable opportunity.

16.2 [DP] Competitors in all foiling classes are required to use helmets.

17 Trash Disposal

17.1 Trash may be placed aboard official or support person vessels.

SI ADDENDUM A

SPECIFIC RULES APPLICABLE TO FOILING CRAFT

A1 Rules for **ALL foiling craft**:

A1.1 Appendix B Rule 22 applies and is reproduced here:

(a) 22.1, If possible, a board shall avoid a board that is capsized or has not regained control after capsizing, is aground, or is trying to help a person or vessel in danger.

(b) 22.2, If possible, a board that is capsized or aground shall not interfere with another board

A1.2 Appendix B 23.3 applies and reproduced as follows: *"In the last minute before her starting signal, a board shall have her sail out of the water and in normal position, except when accidentally capsized"*.

A1.3 For the Waszp class, C.1.1 RRS 42.3(C)(2) is amended to read:

(a) to initiate foiling:

(i) the sail may be pulled in any number of times; and/or

(ii) repetitive body movements are permitted if: a) a knee or the backside is in contact with the wing tramps inside the inner surfaces of the wing frame; and b) No part of the backside extends outboard of the inner surfaces of the wing frame.

(iii) these actions shall not be used to gain advantage other than to initiate foiling.

(b) to consolidate foiling immediately after completing a tack or gybe: (i) the sail may be pulled in up to three times.

A1.4 The following Appendix B rules apply to **all foiling board classes**:

(a) **B2 13 WHILE TACKING** Rule 13 is changed to: After a board passes head to wind, she shall keep clear of other boards until her sail has filled. During that time rules 10, 11 and 12 do not apply. If two boards are subject to this rule at the same time, the one on the other's port side or the one astern shall keep clear.

(b) **B2 16.1 CHANGING COURSE OR POSITION OF EQUIPMENT** Rule 16.1 is changed to: When a right-of-way board changes course or the position of her equipment, she shall give the other craft room to keep clear.

(c) **PART 4 RULES DELETED** Rules 45, 48.2, 49, 50.1(c), 50.2, 51, 52, 54, 55 and 56.1 are deleted. These rules are generally only applicable to larger dinghies & keelboats. (d) Rule 50.1(a) is changed to: (a) Competitors shall not wear or carry clothing or equipment for the purpose of increasing their weight. However, a competitor may wear a drinking container that shall have a capacity of no more than 1.5 litres.

A1.5 The following from Appendix WF applies to Wing Foils:

(a) **Tack, Starboard or Port** A wingfoil is on the tack, starboard or port, corresponding to the competitor's hand that would be forward if the competitor were in normal riding position (riding heel side with both hands on the wing and arms not crossed). A wingfoil is on starboard tack when the competitor's right hand would be forward and is on the port tack when the competitor's left hand would be forward.

(b) **B4 42 PROPULSION Rule 42 is changed to:** A board shall be propelled only by the action of the wind on the sail and by the action of the water on the hull or its appendages. However, pumping and fanning the sail is permitted.

(c) The following Appendix WF apply 42.2 Exceptions:

(i) A wingfoil may be propelled by unassisted actions of the competitor on the hull.

(ii) A competitor may swim, walk or paddle while capsized, provided that the wingfoil does not gain a significant advantage in the race.

(iii) Any means of propulsion may be used to help a person or another vessel in danger.

d) The following changes to the definitions from appendix WF apply to wingfoils, and are reproduced here:

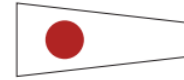
i. *Capsized* A wingfoil is *capsized* if her wing or the competitor is in the water.

ii. *Jumping* A wingfoil is jumping when her hull, its appendages and the competitor are clear of the water.

e) Appendix WF rule 21.4 applies and it is reproduced here: "A wingfoil that is jumping shall keep clear of one that is not". "one" is defined as a boat, board or other craft.

Course 1 – Standard Triangle

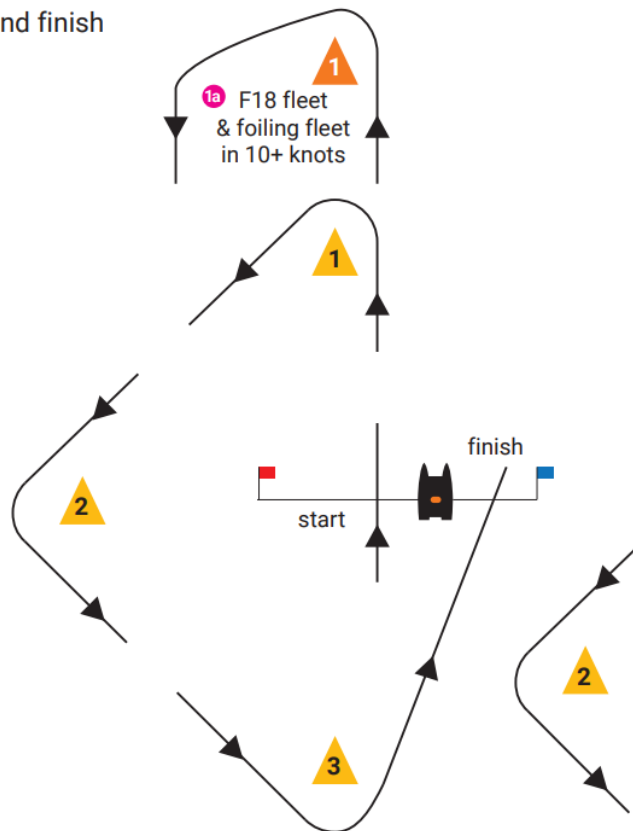
Start – 1 – 2 – 3 – Finish
F18 class & foiling classes in 10+ knots:
 Start – 1 – 1a – 2 – 3 – Finish



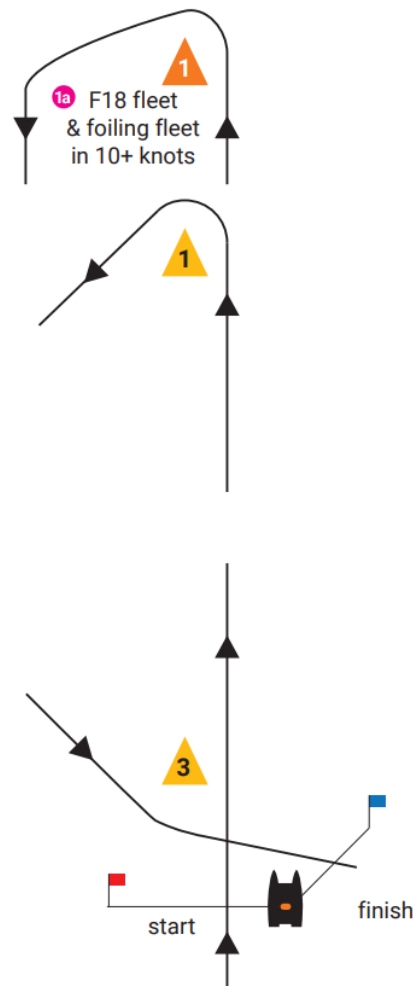
Finish line is an obstruction unless finishing.

Marks 1, 2 and 3 are yellow tetrahedrons.
F18 class & foiling classes in 10+ knots:
 Mark 1 is an orange tetrahedron
 and Mark 1a is a pink ball.

upwind finish



downwind finish



Code flag "F"



Foiling classes will use the orange windward mark in winds over 10 knots. This condition will be indicated on the RC boat with the display of code flag "F". In wind conditions lower than 10 knots foiling classes will sail to the yellow windward mark. This condition will be indicated by the absence of code flag "F" from the RC boat.

Course 2 – Windward Leeward

Start – 1 – 3 – Finish
F18 class & foiling classes in 10+ knots:
 Start – 1 – 1a – 3 – Finish

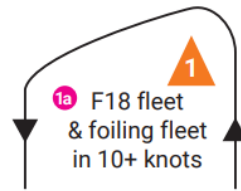
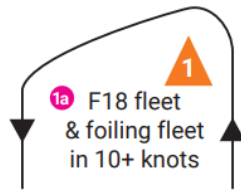


Finish line is an obstruction unless finishing.

Marks 1 and 3 are yellow tetrahedrons.
F18 class & foiling classes in 10+ knots:
 Mark 1 is an orange tetrahedron
 and Mark 1a is a pink ball.

upwind finish

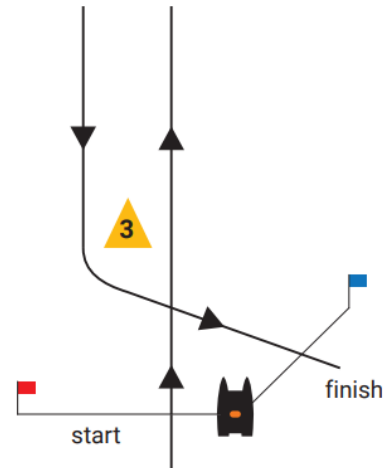
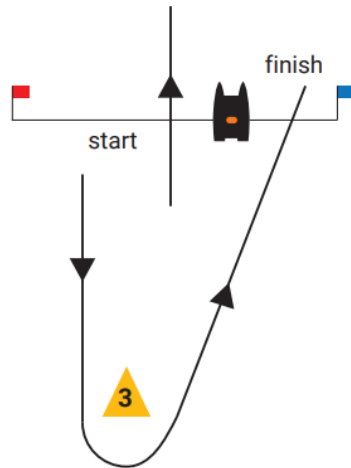
downwind finish



Code flag "F"




Foiling classes will use the orange windward mark in winds over 10 knots. This condition will be indicated on the RC boat with the display of code flag "F". In wind conditions lower than 10 knots foiling classes will sail to the yellow windward mark. This condition will be indicated by the absence of code flag "F" from the RC boat.



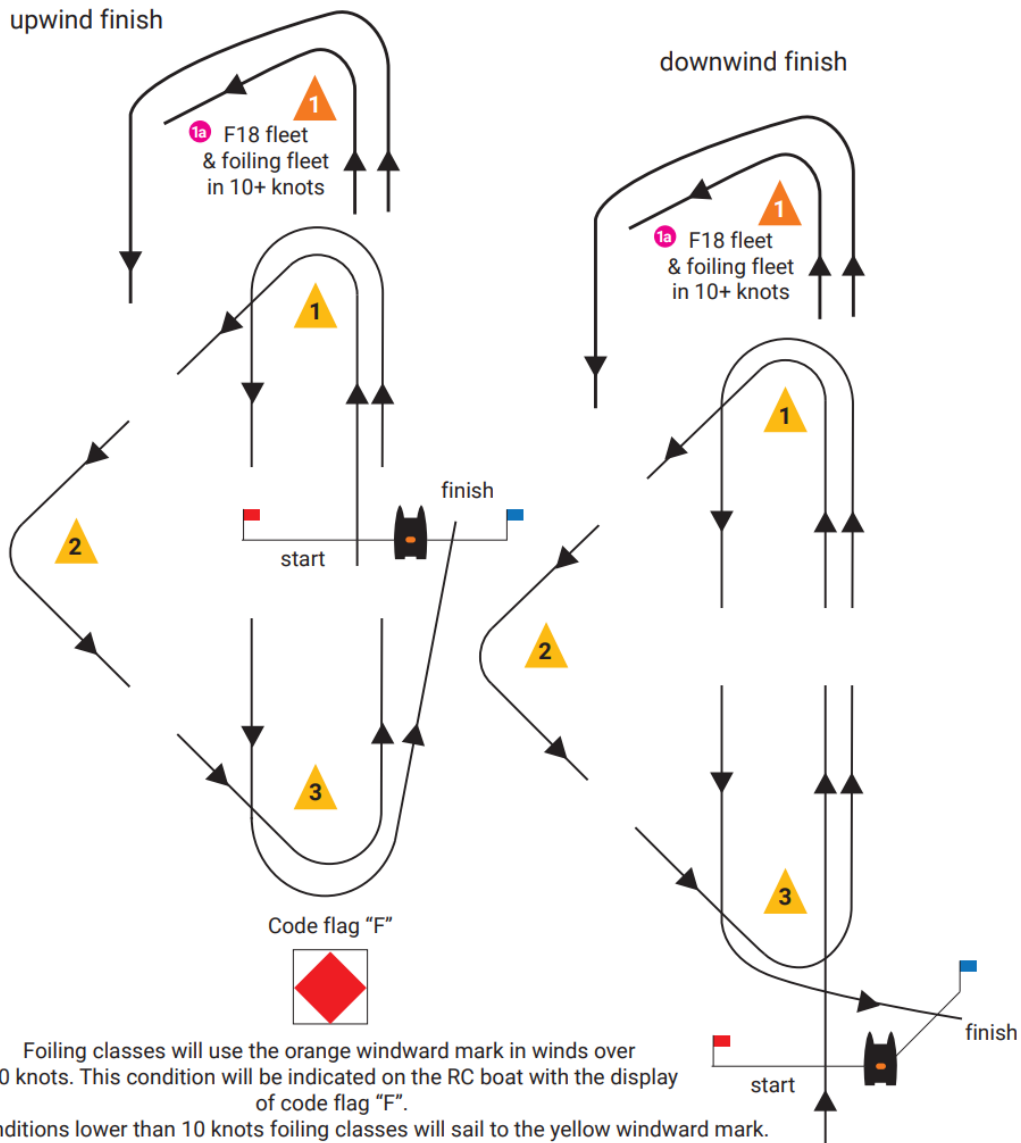
Course 3 – Triangle-Windward-Leeward (Bermudan Triangle)

Start – 1 – 2 – 3 – 1 – 3 – Finish
F18 class & foiling classes in 10+ knots:
 Start – 1a – 2 – 3 – 1 – 1a – 3 – Finish



Finish line is an obstruction unless finishing.

Marks 1, 2 and 3 are yellow tetrahedrons.
F18 class & foiling classes in 10+ knots:
 Mark 1 is an orange tetrahedron
 and Mark 1a is a pink ball.



Foiling classes will use the orange windward mark in winds over 10 knots. This condition will be indicated on the RC boat with the display of code flag "F".

In wind conditions lower than 10 knots foiling classes will sail to the yellow windward mark. This condition will be indicated by the absence of code flag "F" from the RC boat.

Course 4 – Windward Leeward twice round

Start – 1 – 3 – 1 – 3 – Finish
F18 class & foiling classes in 10+ knots:
 Start – 1 – 1a – 3 – 1 – 1a – 3 – Finish

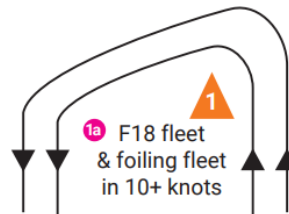
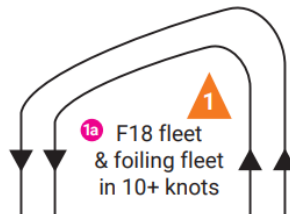


Finish line is an obstruction unless finishing.

Marks 1 and 3 are yellow tetrahedrons.
F18 class & foiling classes in 10+ knots:
 Mark 1 is an orange tetrahedron
 and Mark 1a is a pink ball.

upwind finish

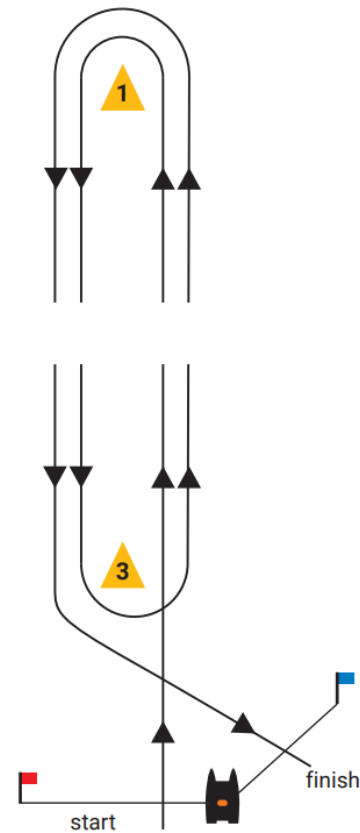
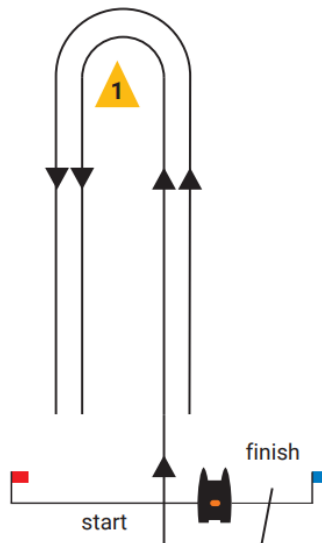
downwind finish



Code flag "F"



Foiling classes will use the orange windward mark in winds over 10 knots. This condition will be indicated on the RC boat with the display of code flag "F". In wind conditions lower than 10 knots foiling classes will sail to the yellow windward mark. This condition will be indicated by the absence of code flag "F" from the RC boat.



Course 5 – Triangle with reaching start and finish

Start – 2 – 3 – 1 – 2 – Finish
F18 class (& foiling classes in 10+ knots):
 Start – 2 – 3 – 1 – 1a – 2 – 3 – Finish



Finish line is an obstruction unless finishing.

Marks 1, 2 and 3 are yellow tetrahedrons.
F18 class (& foiling classes in 10+ knots):
 Mark 1 is an orange tetrahedron
 and Mark 1a is a pink ball.

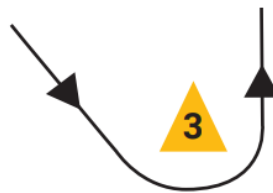
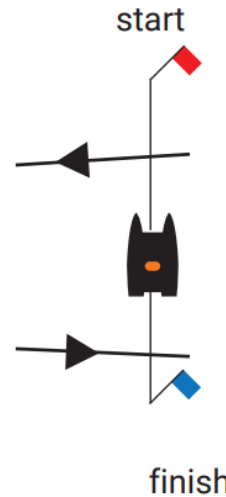
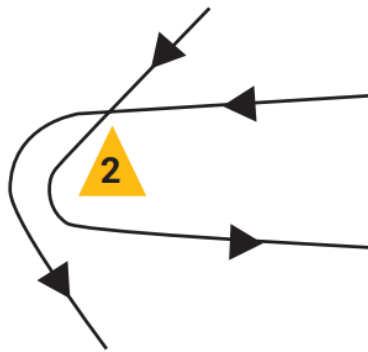
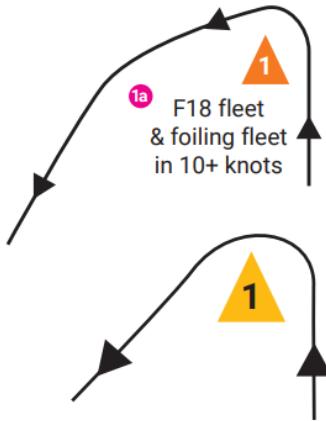
Code flag "F"



Foiling classes will use the orange windward mark in winds over 10 knots. This condition will be indicated on the RC boat with the display of code flag "F".

In wind conditions lower than 10 knots foiling classes will sail to the yellow windward mark.

This condition will be indicated by the absence of code flag "F" from the RC boat.



Course 6 – Downwind slalom

Start – 1 – 2 – 3 – 4 – Finish



Finish line is an obstruction unless finishing.

Marks 1, 2, 3 and 4 are yellow tetrahedrons.

